



SikaBond® T2

Elastic Bonding Adhesive

Technical Data Sheet

DESCRIPTION

SikaBond T2 is a high performance single part gun grade, elastic polyurethane resin adhesive.

APPLICATIONS

SikaBond T2 is used for permanent elastic bonding of elements with differing coefficient of expansion and is particularly suited to timber flooring

SikaBond T2 will bond to most building substrates including concrete, ceramic tiles, wood, thermoplastic, non-ferrous metal, normally without the need for priming.

SikaBond T2 has very high grab characteristics and thus provides instant grip of medium weight elements such as plastisol coated panels, brick slips or timber cladding. Heavier items may need temporary support while the adhesive cures.

For direct application of timber flooring to substrates, **SikaBond T2** (Liquid Battens) is suitable for use with:

- * Solid wood planks or blocks.
- * Structured or engineered timbers.
- * Laminated sheets or panels, plywood, HDF and chipboard.
- * Pre-formed nosing and skirtings.
- * Thresholds, step nosings, sills to openings.

MAIN CHARACTERISTICS AND ADVANTAGES

- * No need to raise floor levels with timber battens.
- * Long open time up to 1 hour.
- * Absorbs sound vibration up to 23db.
- * Absorbs movement associated with seasonal climatic change.
- * Very fast cure rate (4 mm per day).
- * Excellent adhesion to all mineral based building materials.
- * Permanently elastic.
- * Allows equalised stress transfer due to permanent elasticity.

HOW TO USE

Preparing the surface

Substrate to be bonded must be clean, dry, sound and free of dust, oil, grease or other contaminants.

Priming

Excellent adhesion, without primer to concrete, cement screeds, tiles, timber and all mineral substrates.

On inferior quality cement screeds or poorly compacted concrete, apply **SikaBond Primer 2**, observing a minimum waiting time of 30 minutes to a maximum of five hours, before the application of **SikaBond T2** adhesive.

For Anhydrite Screeds, the surface should be ground to remove surface laitance, vacuumed to extract dust residue and primed with **Sikafloor® 156 Primer**. (See separate technical data sheet).

On Mastic Asphalt substrates a trial is advisable. Prime with two coats of **Sikafloor 156 Primer**. Final coat blinded with kiln dried quartz sand (0.1-0.3 mm).

Allow primer to dry before applying **SikaBond T2**.

Installation

- * Break inner seal of extrusion end of cartridge. Fix nozzle and cut as figure 1. Install cartridge into a conventional or air/battery powered sealant gun.

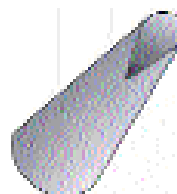



Figure 1

- * Apply a triangular section bead of **SikaBond T2** adhesive, ensuring air entrapment is avoided. With the exception of timber flooring, it does not matter whether the adhesive is applied to the element to be bonded or the intended substrate.



APPLICATION WITH TIMBER FLOORS

- * It is paramount that the timber manufacturers recommendations in respect of moisture content of the substrate are adhered to.
- * Gun apply triangular beads of **SikaBond T2** adhesive at approximately 250 mm centres. The minimum profile of the extruded **SikaBond T2** should be as Figure 2.

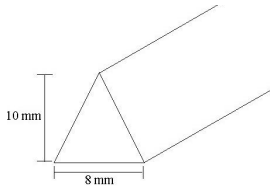


Figure 2

- * Within a maximum of 1 hour after application, place the element to be bonded into the adhesive and apply firm pressure to line and level.
- * Check the final bonding thickness and ensure that a minimum of 1 mm of **SikaBond T2** is maintained between element and substrate.

READY FOR SERVICE

An effective bond is achieved in a few hours. Final cure is achieved in approximately 12 hours depending upon temperature and humidity.

CLEANING

Use **Sika® Thinner C** to remove uncured sealant from tools. Hardened material can only be removed mechanically. **SikaBond T2** whilst still uncured can be removed with **Sika Hand Cleanser** or **Sikawipes**.

PACKAGING, STORAGE AND SHELF LIFE

SikaBond T2 is supplied in 310 ml cartridges in boxes of 12.

Colour: White.

Store **SikaBond T2** in a dry and cool location at a temperature between +5°C and +25°C. Protected from frost. If stored as indicated, **SikaBond T2** has a shelf life of 9 months in original unopened containers.

CONSUMPTION

One cartridge of **SikaBond T2** yields the following amounts:

- * Bonding in beads approximately 100 x 3 cm³ beads.
- * Bonding in strips with a triangular section @ 250 mm centres, one 310 cc cartridge will adhere approximately 1m² of timber flooring, depending upon surface profile.

IMPORTANT CONSIDERATIONS

- * With exposed substrates, ensure there is no moisture condensation on the surfaces to be bonded.
- * Full surface bonding between two non-porous materials is not recommended due to a slower cure rate being achieved.
- * Do not bring **SikaBond T2** into direct contact with bitumen or asphalt without first carrying out adhesion trials (see notes on priming).



Handling Precautions

Sika products are generally harmless provided that certain precautions normally taken when handling chemicals are observed. The materials must not, for instance, be allowed to come in contact with foodstuffs or food utensils and measures should also be taken to prevent the uncured materials from coming in contact with the skin, since people with particularly sensitive skin may be affected. The use of protective clothing, goggles, barrier creams and rubber gloves is required. The skin should be thoroughly cleaned at the end of each working period either by washing with soap and warm water or by using a resin-removing cream - the use of powerful solvents is to be avoided. Disposable paper towels - not cloth towels - should be used to dry the skin. Adequate ventilation of the working area is recommended. In case of accidental eye or mouth contact, flush with water - consult a doctor immediately. Health and Safety information on Sika Products is available and we strongly advise that this is read prior to their use. Sika products are for professional use and should be stored in sealed containers away from the reach of children.

Important Note

The information, and, in particular, the recommendations relating to the application and end-use of Sika products, are given in good faith based on Sika's current knowledge and experience of the products when properly stored, handled and applied under normal conditions. In practice, the differences in materials, substrates and actual site conditions are such that no warranty in respect of merchantability or of fitness for a particular purpose, nor any liability arising out of any legal relationship whatsoever, can be inferred either from this information, or from any written recommendations, or from any other advice offered. The proprietary rights of third parties must be observed. All orders are accepted subject to our current terms of sale and delivery. Users should always refer to the most recent issue of the Technical Data Sheet for the product concerned, copies of which will be supplied on request.

Please consult our Technical Sales Department for further information

SIKA LIMITED

Watchmead, Welwyn Garden City, Hertfordshire, AL7 1BQ

Tel: 01707 394444 Email: sika@uk.sika.com

Fax: 01707 329129 www.sika.com

